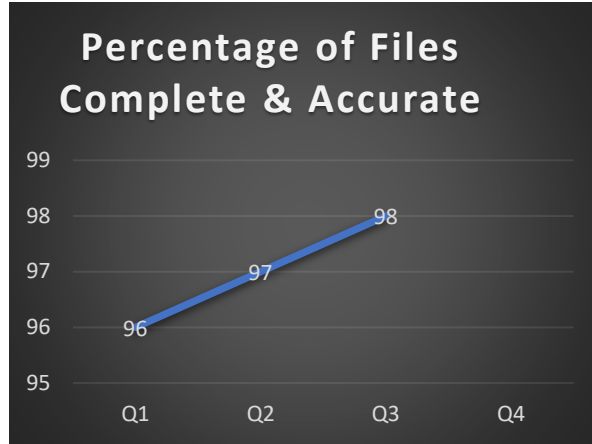


YOUTH DEVELOPMENT PQI RESULTS FOR 2018

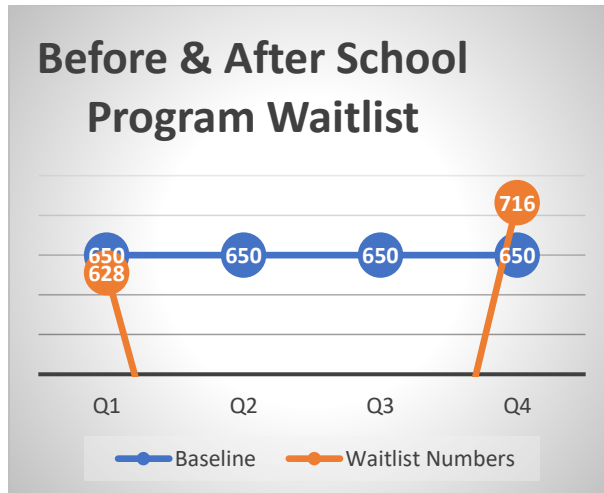
Goal: File Review Summary will report a cumulative completion average of 85% for 125 Child Record Review Checklists.

- Youth Development Programs' children records are complete and contains emergency information.
 - Safety of Children
 - State of Nebraska Department of Health & Human Service Regulations
 - COA Standard CYD-AM 8.06



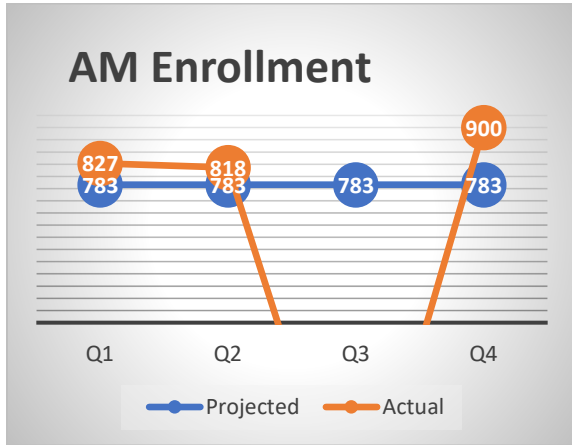
*No data collected for Q4.

Goal: Waiting List Summary will report 5% decrease in overall waiting list in April, July, October, January and annually report an 25% decrease (650 to 500 children) in overall waiting list in December 2018.

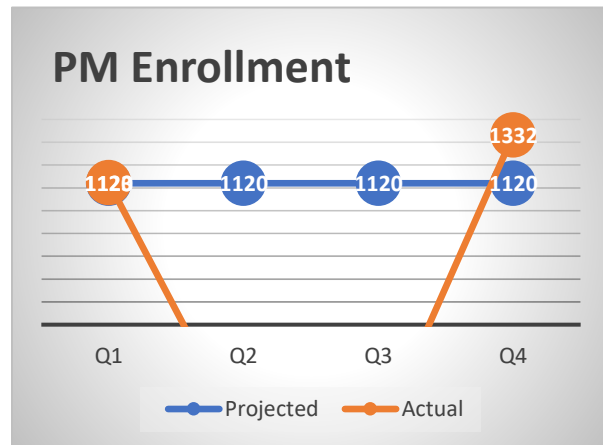


*No Waitlist Numbers data for Q2 and Q3.

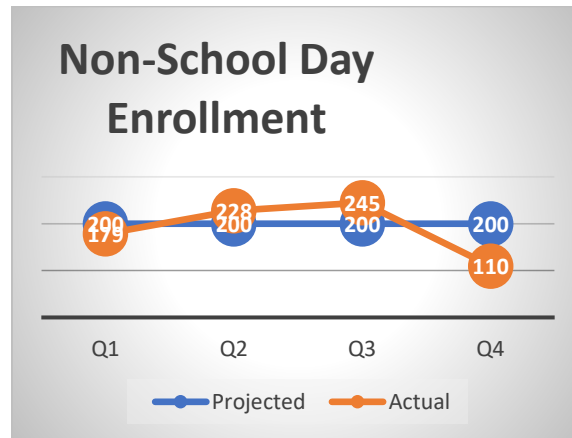
Goal: Enrollment Summary reports the cumulative monthly average of enrollment is at 85% PM/Full Day (952/PM 170/Full Day) and 80% AM (626/AM) based on data from the Youth Development Access database.



*No Actual data collected for Q3



* No Actual data collected for Q2 and Q3



Goal: 85% of parents will "Agree" for questions #3, #4, #7 Tell Us What You Think Survey. (Surveys completed in Q1 only.) Parents report the following:

- their children are well-supervised,
- parents and visitors are greeted, and
- staff positively interact and communicate with their children.

